

T3DMM4-5 / 5-5 / 6-5 Fact Sheet

Digital Multimeters

Debug with Confidence

DC: 1000 Volts

AC: 750 Volts

Current: 10 A



Key Specifications

DC Voltage	200 mV to 1000 V
DC Current	200 μ A to 10 A
True RMS AC Voltage	200 mV to 750 V
True RMS AC Current	200 μ A to 10 A
2/4 Wire Resistance	200 Ohms to 100 MOhms
Connectivity	USB Device, LAN

Tools for Improved Debugging

- Wide range of measurements** – DC/AC voltage and Current, Resistance, Capacitance, Frequency, Period, Temperature, and more.
 - More application coverage from a single Digital multimeter.
- True-RMS measurements** – All AC Voltage and Current ranges give True-RMS readings.
 - Excellent accuracy regardless of the waveform shape.
- Low level measurement, high sensitivity ranges** – Voltage ranges as low as 200 mV full scale, DC Current 200 μ A, AC Current 200 μ A full scale.
 - High sensitivity ranges give greater accuracy of small signal measurements.
- Advanced measurement features** – Min, Max, Average, Standard Deviation dBm/dB, Pass/fail, Histogram, Trend, Relative measurements.
 - Advanced features for today's measurement needs.
- Built-in cold terminal thermocouple compensation.**
 - Accurate Temperature measurements.
- 4.3 inch (10.92 cm) color TFT-LCD 480 x 272 display.**
 - Clear and flexible display aids ease of use.

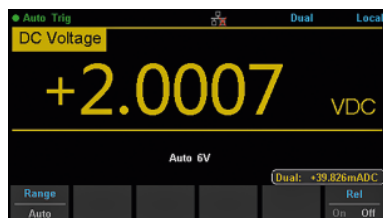
For more information, please contact:



T3DMM4-5 / 5-5 / 6-5 Fact Sheet

Digital Multimeters

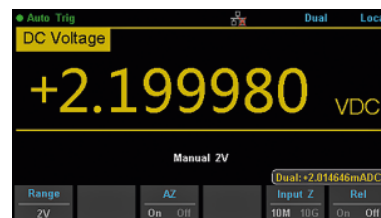
The T3DMM range gives a choice of 4.5, 5.5 or 6.5 digit display



The T3DMM4-5 display.



The T3DMM5-5 display.



The T3DMM6-5 and
T3DMM6-5-SC display.

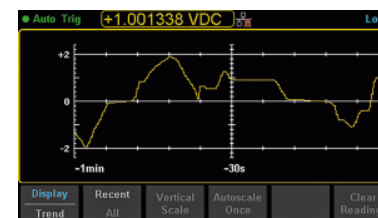
Smart Capabilities as Standard

- In addition to DCV, DCI, ACV, ACI, 2/4 Wire Ohms the T3DMM range can also measure Capacitance, Frequency, Period, Temperature, Diode Test and Continuity.
- True RMS ACV and ACI measurements.
- T3DMM6-5-SC includes a 16 channel scanner, 4 current channels, 12 multi-purpose.
- Temperature support for TC and RTD sensors with built-in cold terminal compensation.
- Remote control via USB or LAN connection.

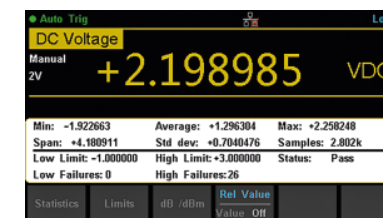
Function	T3DMM4-5	T3DMM5-5	T3DMM6-5	T3DMM6-5-SC
DC Voltage	600 mV – 1000 V	200 mV – 1000 V	200 mV – 1000 V	200 mV – 1000 V
DC Current	600 μ A – 10 A	200 μ A – 10 A	200 μ A – 10 A	200 μ A – 10 A
True RMS AC Voltage	600 mV – 750 V	200 mV – 750 V	200 mV – 750 V	200 mV – 750 V
True RMS AC Current	60 mA – 10 A	20 mA – 10 A	200 μ A – 10 A	200 μ A – 10 A
2/4 Wire Resistance	600 Ohms – 100 M Ohms	200 Ohms – 100 M Ohms	200 Ohms – 100 M Ohms	200 Ohms – 100 M Ohms
Max Readings/Sec	150	150	10,000	10,000*
Digits Displayed	4.5	5.5	6.5	6.5
Built in Scanner	No	No	No	Yes



The T3DMM6-5-SC includes a built in scanner supporting 4 current channels and 12 multi-purpose channels. The multi-purpose channels can be configured to measure DCV, ACV, DCI, ACI, 2 Wire Ohms, 4 Wire Ohms, Capacitance, Frequency, Diode, Continuity and Temperature.



Trend Chart mode shows how the data changes over time in a value verses time strip chart display.



Statistics mode quantifies the data being captured whilst the Pass/Fail mode can quickly test, and instantly indicate if there is a problem.

*10,000 on an individual channel. Scanner switching time 5 ms channel to channel.