




















### Comparative table for clone tester

Clone model	CPU, form factor, clock	Display, controller, resolution, color palette	5V reg, ref.2.5V, power control, HW control	Test option (preinstalled firmware)	Measuring ports protection	Firmware, opportunity update	Power supply	Possible price
<b>LCR-T4</b> 	ATMega328, TQFP, 8MHz	LCD 2.6" SPI 14pin, ST7565, 128x64, monochrome	78L05, TL431, divider port PC5, 1 button	Transistors, diodes, diode assemblies, LEDs, thyristors, triacs, zener diodes (<5V), resistors, capacitors, chokes, inductors	No	Chinese (2.07-2.68), possible update to 1.13k or 1.47m	+9V	≥6-10\$
<b>Fish-8840</b> 	ATMega328, TQFP, 8MHz	LCD 2.6" SPI 6pin, ST7565, 128x64, monochrome	78L05, No, divider port PC5, 2 buttons	Transistors, diodes, diode assemblies, LEDs, thyristors, triacs, zener diodes (<5V), resistors, capacitors, chokes, inductors	No	Chinese 2.1, possible update to 1.13k or 1.47m	+9V	≥15-20\$
<b>M328Kit+TFT(AY-AT)</b> 	ATMega328, DIP, 8MHz	LCD TFT 1.8" SPI 8pin, ST7735, 160x128, RGB	7550, TL431, divider port PC5, r.encoder	Transistors, diodes, diode assemblies, LEDs, thyristors, triacs, zener diodes (<5V), resistors, capacitors, chokes, inductors voltmeter, frequency generator, frequency meter	Yes, SRV05-4 diode assembly, suppressor (TVS) 6V8A	1.12k mod., possible update to 1.13k or 1.47m	+9V, connector ext. 9-12V	≥10-15\$



<p><b>GM328A</b></p> 	<p>ATMega328, DIP, 8MHz</p>	<p>LCD TFT 1.8" SPI 8pin, ST7735, 160x128, RGB</p>	<p>7550, TL431, divider port PC5, r.encoder</p>	<p>Transistors, diodes, diode assemblies, LEDs, thyristors, triacs, zener diodes (&lt;5V), resistors, capacitors, chokes, inductors voltmeter, frequency generator, frequency meter</p>	<p>Yes, SRV05-4 diode assembly, suppressor (TVS) 6V8A</p>	<p>1.12k mod., possible update to 1.13k or 1.47m</p>	<p>+9V, connector ext. 9-12V</p>	<p>≥10-15\$</p>
<p><b>GM328A(BGR)1</b></p> 	<p>ATMega328, TQFP, 8MHz</p>	<p>LCD TFT 1.8" SPI 8pin, Semi- ST7735, 160x128, BGR</p>	<p>7550, TL431, divider port PC5, r.encoder</p>	<p>Transistors, diodes, diode assemblies, LEDs, thyristors, triacs, zener diodes (&lt;5V), resistors, capacitors, chokes, inductors voltmeter, frequency generator, frequency meter</p>	<p>Yes, SRV05-4 diode assembly, suppressor (TVS) 6V8A</p>	<p>1.12k mod., possible update to 1.13k or 1.47m</p>	<p>+9V, connector ext. 9-12V</p>	<p>≥10-15\$</p>
<p><b>GM328A(BGR)2</b></p> 	<p>ATMega328, TQFP, 8MHz</p>	<p>LCD TFT 1.8" SPI 8pin, Semi- ST7735, 160x128, BGR</p>	<p>7550, TL431, port PC5, r.encoder</p>	<p>Transistors, diodes, diode assemblies, LEDs, thyristors, triacs, zener diodes (&lt;5V), resistors, capacitors, chokes, inductors voltmeter, frequency generator, frequency meter</p>	<p>Yes, SRV05-4 diode assembly, suppressor (TVS) 6V8A</p>	<p>1.12k mod., possible update to 1.13k or 1.47m</p>	<p>+5V (connector microUSB, USB-C)</p>	<p>≥10-15\$</p>
<p><b>M328Kit</b></p> 	<p>ATMega328, DIP, 8MHz</p>	<p>LCD 2.4" SPI 8pin, ST7565, 128x64, monochrome</p>	<p>7550, TL431, divider port PC5, r.encoder</p>	<p>Transistors, diodes, diode assemblies, LEDs, thyristors, triacs, zener diodes (&lt;5V), resistors, capacitors, chokes, inductors voltmeter, frequency generator, frequency meter</p>	<p>No</p>	<p>1.12k mod.*, possible update to 1.13k or 1.47m</p>	<p>+9V</p>	<p>≥10-15\$</p>

<p><b>GM328A+</b></p> 	<p>ATMega328, TQFP or DIP, 8MHz</p>	<p>LCD 2.6" SPI 9pin or 16pin, ST7565, 128x64, monochrome</p>	<p>7550, TL431, divider port PC5, 1 button</p>	<p>Transistors, diodes, diode assemblies, LEDs, thyristors, triacs, zener diodes (&lt;5V), resistors, capacitors, chokes, inductors</p>	<p>Yes, SRV05-4 diode assembly, suppressor (TVS) 6V8A</p>	<p>1.11k mod.*, possible update to 1.13k or 1.47m</p>	<p>+9V</p>	<p>≥10-15\$</p>
<p><b>MG328</b></p> 	<p>ATMega328, TQFP, 8MHz</p>	<p>LCD 2.4" SPI 8pin, ST7565, 128x64, monochrome</p>	<p>7150, TL431, divider port PC5, 1 button</p>	<p>Transistors, diodes, diode assemblies, LEDs, thyristors, triacs, zener diodes (&lt;5V), resistors, capacitors, chokes, inductors</p>	<p>No</p>	<p>1.11k mod. , possible update to 1.13k or 1.47m</p>	<p>+3.7V, +5V(USB)</p>	<p>≥10-15\$</p>
<p><b>WEI M8-1</b></p> 	<p>ATMega328, TQFP, 8MHz</p>	<p>LCD 2.6" SPI 8pin, ST7565, 128x64, monochrome</p>	<p>7150, TL431, divider port PC5, 1 button</p>	<p>Transistors, diodes, diode assemblies, LEDs, thyristors, triacs, zener diodes (&lt;5V), resistors, capacitors, chokes, inductors</p>	<p>No</p>	<p>1.11k mod., possible update to 1.13k or 1.47m</p>	<p>+3.7V, +5V(USB)</p>	<p>≥10-15\$</p>
<p><b>BSIDE ESR02(DTU-1701B)</b></p> 	<p>ATMega328, TQFP, 8MHz</p>	<p>LCD 2.6" SPI 10pin, ST7565, 128x64, monochrome</p>	<p>7150, TL431, divider port PC5, 2 buttons</p>	<p>Transistors, diodes, diode assemblies, LEDs, thyristors, triacs, zener diodes (&lt;5V), resistors, capacitors, chokes, inductors</p>	<p>No</p>	<p>1.11k mod., possible update to 1.13k or 1.47m</p>	<p>+9V, connector ext. 9-12V</p>	<p>≥25-30\$</p>

<b>Fish-8840(BOX)</b> 	ATMega328, TQFP, 8MHz	LCD 2.6" SPI 12pin, ST7565, 128x64, monochrome	78L05, No, divider port PC5, 2 buttons	Transistors, diodes, diode assemblies, LEDs, thyristors, triacs, zener diodes (<5V), resistors, capacitors, chokes, inductors	No	Chinese 2.1, possible update to 1.13k or 1.47m	+9V	≥10-15\$
<b>Fish-8840TFT</b> 	ATMega328, TQFP, 8MHz	LCD TFT 1.8" SPI 14pin, ST7735S, 160x128, RGB	78L05, TL431, divider port PC5, 2 buttons	Transistors, diodes, diode assemblies, LEDs, thyristors, triacs, zener diodes (<5V), resistors, capacitors, chokes, inductors	No	Chinese 2.4*, possible update to 1.13k or 1.47m	+9V	≥15-20\$
<b>LCR-TC1</b> 	ATMega324, TQFP, possible ATMega644, 16MHz	LCD TFT 1.8" SPI 6pin, ST7735S, 160x128, RGB	78L05, TL431, port PA5, STC15L104, possible STC15F104, STC15W104, 8G1K08, 1 button	Transistors, diodes, diode assemblies, LEDs, thyristors, triacs, zener diodes (<35V), voltmeter, resistors, capacitors, chokes, inductors, IR receiver	Yes, SRV05-4 diode assembly, suppressor (TVS) 6V8A	Chinese 2.12, possible update to 1.13k or 1.47m**	+3.7V, USB charging	≥15-20\$
<b>LCR-TC1(T7)ATMega328</b> 	ATMega328, DIP, 16MHz	LCD TFT 1.8" SPI 6pin, ST7735S, 160x128, RGB	78L05, No, port PC4, STC15L104, 1 button	Transistors, diodes, diode assemblies, LEDs, thyristors, triacs, zener diodes (<20V), voltmeter, resistors, capacitors, chokes, inductors, IR receiver	Yes, SRV05-4 diode assembly, suppressor (TVS) 6V8A	Chinese 2.12, possible update to 1.47m**	+3.7V, USB charging	≥15-20\$

<p><b>LCR-TC2</b></p> 	<p>ATMega324, (TQFP), possible ATMega644, 16MHz</p>	<p>LCD TFT 1.8" SPI 6pin, ST7735S, 160x128, RGB</p>	<p>78L05, TL431, port PA5, STC15L104, possible STC15F104, STC15W104, 8G1K08, 1 button</p>	<p>Transistors, diodes, diode assemblies, LEDs, thyristors, triacs, zener diodes (&lt;20V), voltmeter, resistors, capacitors, chokes, inductors, IR receiver</p>	<p>Yes, SRV05-4 diode assembly, suppressor (TVS) 6V8A</p>	<p>Chinese 2.12, possible update to 1.13k or 1.47m**</p>	<p>+3.7V, USB charging</p>	<p>≥15-20\$</p>
<p><b>LCR-T7(1)</b></p> 	<p>ATMega324, (TQFP), possible ATMega644, 16MHz</p>	<p>LCD TFT 1.8" SPI 14pin, S6D0117?, 128x128, RGB</p>	<p>78L05, TL431, port PA5, STC15L104, possible STC15F104, STC15W104, 8G1K08, 1 button</p>	<p>Transistors, diodes, diode assemblies, LEDs, thyristors, triacs, zener diodes (&lt;35V), voltmeter, resistors, capacitors, chokes, inductors, IR receiver</p>	<p>Yes, SRV05-4 diode assembly, suppressor (TVS) 6V8A</p>	<p>Chinese 2.12*</p>	<p>+3.7V, USB charging</p>	<p>≥15-20\$</p>
<p><b>LCR-T7(2)</b></p> 	<p>ATMega324, (TQFP), possible ATMega644, 16MHz</p>	<p>LCD TFT 1.8" SPI 6pin, ST7735S, 160x128, RGB</p>	<p>78L05, TL431, port PA5, STC15L104, possible STC15F104, STC15W104, 8G1K08, 1 button</p>	<p>Transistors, diodes, diode assemblies, LEDs, thyristors, triacs, zener diodes (&lt;35V), voltmeter, resistors, capacitors, chokes, inductors, IR receiver</p>	<p>Yes, SRV05-4 diode assembly, suppressor (TVS) 6V8A</p>	<p>Chinese 2.12, possible update to 1.13k or 1.47m**</p>	<p>+3.7V, USB charging</p>	<p>≥15-20\$</p>
<p><b>LCR-T7-H</b></p> 	<p>ATMega324, (TQFP), possible ATMega644, 16MHz</p>	<p>LCD TFT 1.8" SPI 14pin, S6D0117?, 128x128, RGB</p>	<p>78L05, TL431, port PA5, STC15L104, possible STC15F104, STC15W104, 8G1K08, 1button</p>	<p>Transistors, diodes, diode assemblies, LEDs, thyristors, triacs, zener diodes (&lt;20V), voltmeter, resistors, capacitors, chokes, inductors, IR receiver</p>	<p>Yes, SRV05-4 diode assembly, suppressor (TVS) 6V8A</p>	<p>Chinese 2.12*</p>	<p>+3.7V, USB charging</p>	<p>≥15-20\$</p>



<p><b>MK-328</b></p> 	<p>ATMega328, TQFP, 8MHz</p>	<p>LCD 2.6" SPI, ST7565, 128x64, monochrome</p>	<p>1117, TL431, divider port PC5, 1 button</p>	<p>Transistors, diodes, diode assemblies, LEDs, thyristors, triacs, zener diodes (&lt;5V), resistors, capacitors, chokes, inductors</p>	<p>Yes, SRV05-4 diode assembly, suppressor (TVS) 6V8A</p>	<p>1.11k mod. , possible update to 1.13k or 1.47m</p>	<p>+9V</p>	<p>≥18-25\$</p>
<p><b>Hiland M644</b></p> 	<p>ATMega644, TQFP, 8MHz</p>	<p>LCD 2.4" SPI 8pin, ST7565, 128x64, monochrome</p>	<p>1117, TL431, divider port PA5, r.encoder</p>	<p>Transistors, diodes, diode assemblies, LEDs, thyristors, triacs, zener diodes (&lt;35V), resistors, capacitors, chokes, inductors, frequency generator, frequency meter, quartz and ceramik resonators, voltmeter</p>	<p>No</p>	<p>1.12k mod.*, possible update to 1.13k or 1.47m</p>	<p>+9V</p>	<p>≥18-25\$</p>

\* Note: the Chinese version is locked to read!

\*\* Note: for a clone with a display connected to a 6-pin J3 connector.