



1. Description

1.1. Project

Project Name	eevblog_files
Board Name	custom
Generated with:	STM32CubeMX 6.4.0
Date	01/01/2022

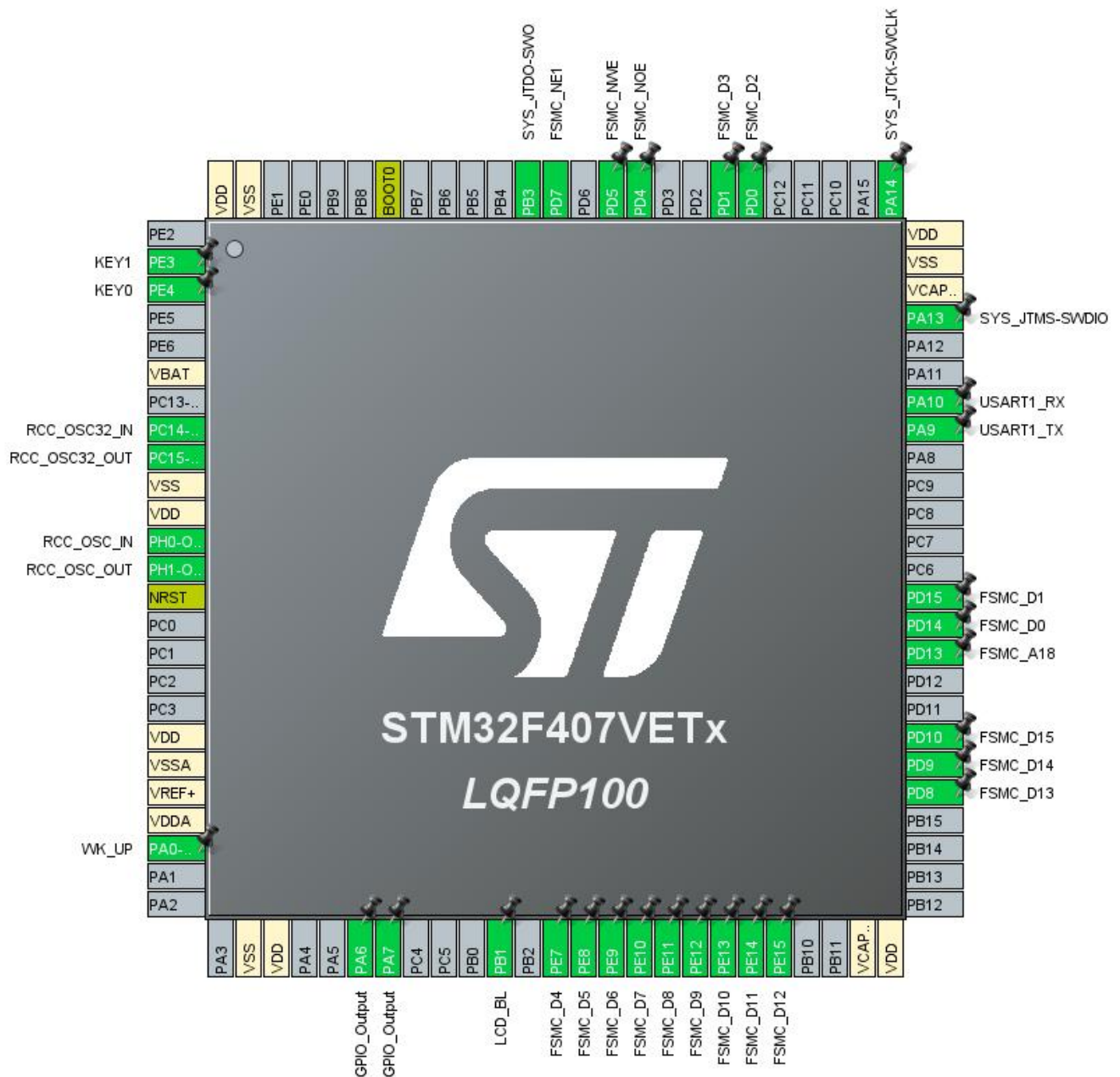
1.2. MCU

MCU Series	STM32F4
MCU Line	STM32F407/417
MCU name	STM32F407VETx
MCU Package	LQFP100
MCU Pin number	100

1.3. Core(s) information

Core(s)	Arm Cortex-M4
---------	---------------

2. Pinout Configuration



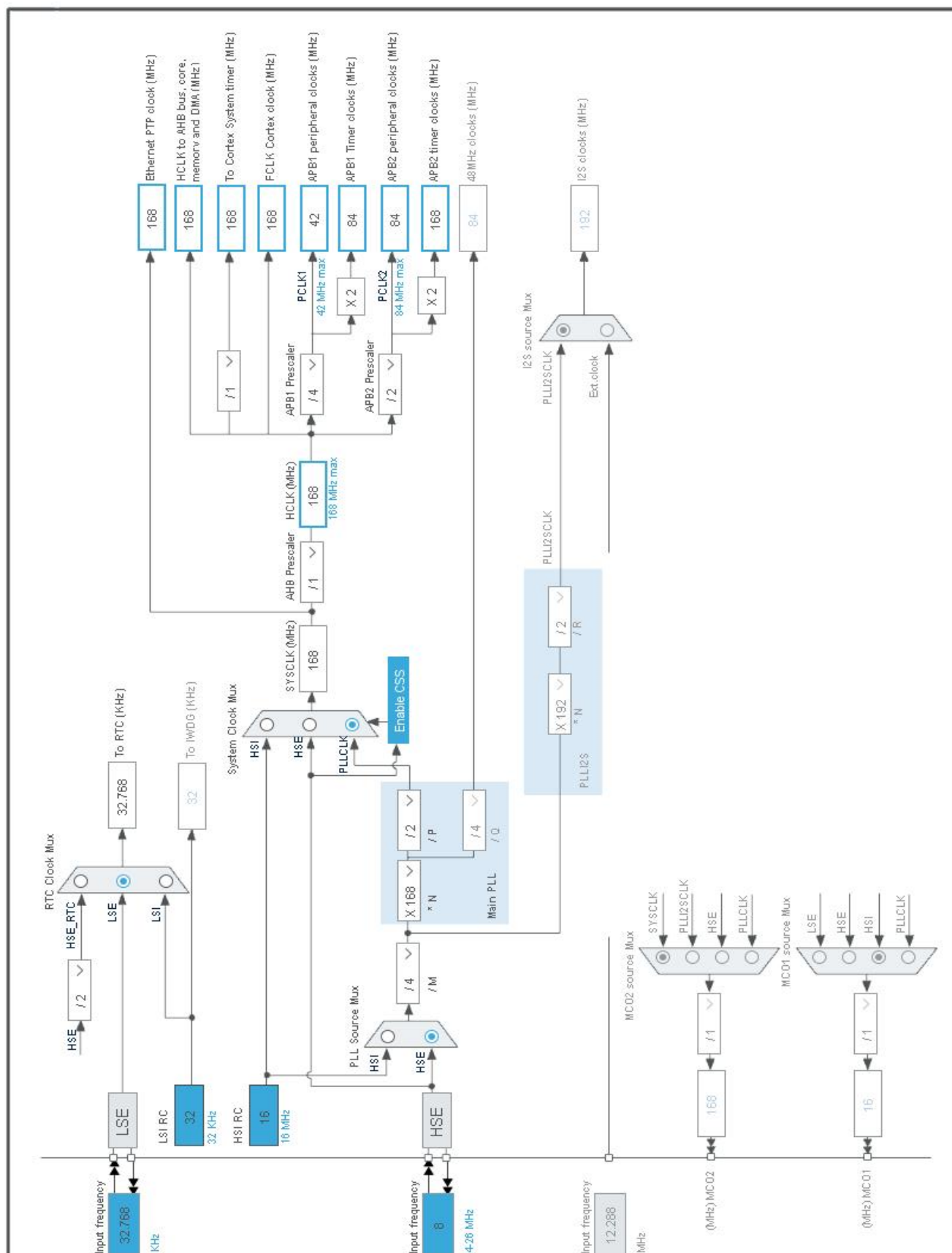
3. Pins Configuration

Pin Number LQFP100	Pin Name (function after reset)	Pin Type	Alternate Function(s)	Label
2	PE3 *	I/O	GPIO_Input	KEY1
3	PE4 *	I/O	GPIO_Input	KEY0
6	VBAT	Power		
8	PC14-OSC32_IN	I/O	RCC_OSC32_IN	
9	PC15-OSC32_OUT	I/O	RCC_OSC32_OUT	
10	VSS	Power		
11	VDD	Power		
12	PH0-OSC_IN	I/O	RCC_OSC_IN	
13	PH1-OSC_OUT	I/O	RCC_OSC_OUT	
14	NRST	Reset		
19	VDD	Power		
20	VSSA	Power		
21	VREF+	Power		
22	VDDA	Power		
23	PA0-WKUP *	I/O	GPIO_Input	WK_UP
27	VSS	Power		
28	VDD	Power		
31	PA6 *	I/O	GPIO_Output	
32	PA7 *	I/O	GPIO_Output	
36	PB1 *	I/O	GPIO_Output	LCD_BL
38	PE7	I/O	FSMC_D4	
39	PE8	I/O	FSMC_D5	
40	PE9	I/O	FSMC_D6	
41	PE10	I/O	FSMC_D7	
42	PE11	I/O	FSMC_D8	
43	PE12	I/O	FSMC_D9	
44	PE13	I/O	FSMC_D10	
45	PE14	I/O	FSMC_D11	
46	PE15	I/O	FSMC_D12	
49	VCAP_1	Power		
50	VDD	Power		
55	PD8	I/O	FSMC_D13	
56	PD9	I/O	FSMC_D14	
57	PD10	I/O	FSMC_D15	
60	PD13	I/O	FSMC_A18	
61	PD14	I/O	FSMC_D0	

Pin Number LQFP100	Pin Name (function after reset)	Pin Type	Alternate Function(s)	Label
62	PD15	I/O	FSMC_D1	
68	PA9	I/O	USART1_TX	
69	PA10	I/O	USART1_RX	
72	PA13	I/O	SYS_JTMS-SWDIO	
73	VCAP_2	Power		
74	VSS	Power		
75	VDD	Power		
76	PA14	I/O	SYS_JTCK-SWCLK	
81	PD0	I/O	FSMC_D2	
82	PD1	I/O	FSMC_D3	
85	PD4	I/O	FSMC_NOE	
86	PD5	I/O	FSMC_NWE	
88	PD7	I/O	FSMC_NE1	
89	PB3	I/O	SYS_JTDO-SWO	
94	BOOT0	Boot		
99	VSS	Power		
100	VDD	Power		

* The pin is affected with an I/O function

4. Clock Tree Configuration



5. Software Project

5.1. Project Settings

Name	Value
Project Name	eevblog_files
Project Folder	C:\STM32\eevblog_files
Toolchain / IDE	STM32CubeIDE
Firmware Package Name and Version	STM32Cube FW_F4 V1.26.2
Application Structure	Advanced
Generate Under Root	Yes
Do not generate the main()	No
Minimum Heap Size	0x200
Minimum Stack Size	0x800

5.2. Code Generation Settings

Name	Value
STM32Cube MCU packages and embedded software	Copy only the necessary library files
Generate peripheral initialization as a pair of '.c/.h' files	No
Backup previously generated files when re-generating	No
Keep User Code when re-generating	Yes
Delete previously generated files when not re-generated	Yes
Set all free pins as analog (to optimize the power consumption)	No
Enable Full Assert	No

5.3. Advanced Settings - Generated Function Calls

Rank	Function Name	Peripheral Instance Name
1	MX_GPIO_Init	GPIO
2	SystemClock_Config	RCC
3	MX_RTC_Init	RTC
4	MX_FSMC_Init	FSMC
5	MX_USART1_UART_Init	USART1

6. Power Consumption Calculator report

6.1. Microcontroller Selection

Series	STM32F4
Line	STM32F407/417
MCU	STM32F407VETx
Datasheet	DS8626_Rev8

6.2. Parameter Selection

Temperature	25
Vdd	3.3

6.3. Battery Selection

Battery	Li-SOCL2(A3400)
Capacity	3400.0 mAh
Self Discharge	0.08 %/month
Nominal Voltage	3.6 V
Max Cont Current	100.0 mA
Max Pulse Current	200.0 mA
Cells in series	1
Cells in parallel	1

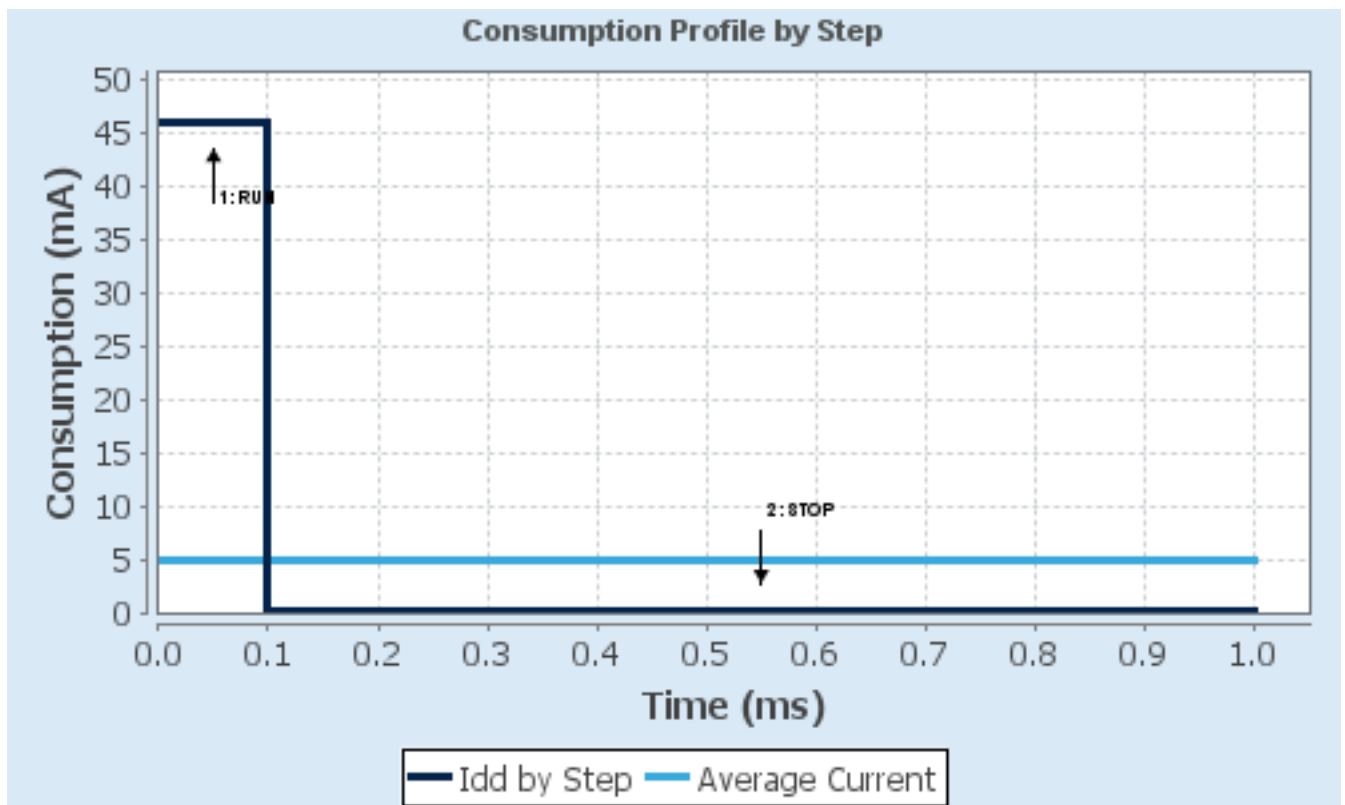
6.4. Sequence

Step	Step1	Step2
Mode	RUN	STOP
Vdd	3.3	3.3
Voltage Source	Battery	Battery
Range	Scale1-High	No Scale
Fetch Type	FLASH	n/a
CPU Frequency	168 MHz	0 Hz
Clock Configuration	HSE PLL	Regulator LP Flash-PwrDwn
Clock Source Frequency	4 MHz	0 Hz
Peripherals		
Additional Cons.	0 mA	0 mA
Average Current	46 mA	280 μ A
Duration	0.1 ms	0.9 ms
DMIPS	210.0	0.0
Ta Max	98.47	104.96
Category	In DS Table	In DS Table

6.5. Results

Sequence Time	1 ms	Average Current	4.85 mA
Battery Life	29 days, 4 hours	Average DMIPS	210.0 DMIPS

6.6. Chart



7. Peripherals and Middlewares Configuration

7.1. FSMC

NOR Flash/PSRAM/SRAM/ROM/LCD 1

Chip Select: set

Memory type: LCD Interface

LCD Register Select: A18

Data: 16 bits

7.1.1. NOR/PSRAM 1:

NOR/PSRAM control:

Memory type	LCD Interface
Bank	Bank 1 NOR/PSRAM 1
Write operation	Enabled
Extended mode	Disabled

NOR/PSRAM timing:

Address setup time in HCLK clock cycles	0 *
Data setup time in HCLK clock cycles	8 *
Bus turn around time in HCLK clock cycles	1 *

7.2. RCC

High Speed Clock (HSE): Crystal/Ceramic Resonator

Low Speed Clock (LSE) : Crystal/Ceramic Resonator

7.2.1. Parameter Settings:

System Parameters:

VDD voltage (V)	3.3
Instruction Cache	Enabled
Prefetch Buffer	Enabled
Data Cache	Enabled
Flash Latency(WS)	5 WS (6 CPU cycle)

RCC Parameters:

HSI Calibration Value	16
HSE Startup Timeout Value (ms)	100
LSE Startup Timeout Value (ms)	5000

Power Parameters:

Power Regulator Voltage Scale	Power Regulator Voltage Scale 1
-------------------------------	---------------------------------

7.3. RTC

mode: Activate Clock Source

7.3.1. Parameter Settings:

General:

Hour Format	Hourformat 24
Asynchronous Predivider value	127
Synchronous Predivider value	255

7.4. SYS

Debug: Trace Asynchronous Sw

Timebase Source: TIM6

7.5. USART1

Mode: Asynchronous

7.5.1. Parameter Settings:

Basic Parameters:

Baud Rate	115200
Word Length	8 Bits (including Parity)
Parity	None
Stop Bits	1

Advanced Parameters:

Data Direction	Receive and Transmit
Over Sampling	16 Samples

*** User modified value**

8. System Configuration

8.1. GPIO configuration

IP	Pin	Signal	GPIO mode	GPIO pull/up pull down	Max Speed	User Label
FSMC	PE7	FSMC_D4	Alternate Function Push Pull	No pull-up and no pull-down	Very High	
	PE8	FSMC_D5	Alternate Function Push Pull	No pull-up and no pull-down	Very High	
	PE9	FSMC_D6	Alternate Function Push Pull	No pull-up and no pull-down	Very High	
	PE10	FSMC_D7	Alternate Function Push Pull	No pull-up and no pull-down	Very High	
	PE11	FSMC_D8	Alternate Function Push Pull	No pull-up and no pull-down	Very High	
	PE12	FSMC_D9	Alternate Function Push Pull	No pull-up and no pull-down	Very High	
	PE13	FSMC_D10	Alternate Function Push Pull	No pull-up and no pull-down	Very High	
	PE14	FSMC_D11	Alternate Function Push Pull	No pull-up and no pull-down	Very High	
	PE15	FSMC_D12	Alternate Function Push Pull	No pull-up and no pull-down	Very High	
	PD8	FSMC_D13	Alternate Function Push Pull	No pull-up and no pull-down	Very High	
	PD9	FSMC_D14	Alternate Function Push Pull	No pull-up and no pull-down	Very High	
	PD10	FSMC_D15	Alternate Function Push Pull	No pull-up and no pull-down	Very High	
	PD13	FSMC_A18	Alternate Function Push Pull	No pull-up and no pull-down	Very High	
	PD14	FSMC_D0	Alternate Function Push Pull	No pull-up and no pull-down	Very High	
	PD15	FSMC_D1	Alternate Function Push Pull	No pull-up and no pull-down	Very High	
	PD0	FSMC_D2	Alternate Function Push Pull	No pull-up and no pull-down	Very High	
	PD1	FSMC_D3	Alternate Function Push Pull	No pull-up and no pull-down	Very High	
	PD4	FSMC_NOE	Alternate Function Push Pull	No pull-up and no pull-down	Very High	
	PD5	FSMC_NWE	Alternate Function Push Pull	No pull-up and no pull-down	Very High	
	PD7	FSMC_NE1	Alternate Function Push Pull	No pull-up and no pull-down	Very High	
RCC	PC14-OSC32_IN	RCC_OSC32_IN	n/a	n/a	n/a	
	PC15-OSC32_OUT	RCC_OSC32_OUT	n/a	n/a	n/a	
	PH0-OSC_IN	RCC_OSC_IN	n/a	n/a	n/a	
	PH1-OSC_OUT	RCC_OSC_OUT	n/a	n/a	n/a	
SYS	PA13	SYS_JTMS-SWDIO	n/a	n/a	n/a	
	PA14	SYS_JTCK-SWCLK	n/a	n/a	n/a	
	PB3	SYS_JTDO-SWO	n/a	n/a	n/a	
USART1	PA9	USART1_TX	Alternate Function Push Pull	No pull-up and no pull-down	Very High *	
	PA10	USART1_RX	Alternate Function Push Pull	No pull-up and no pull-down		

IP	Pin	Signal	GPIO mode	GPIO pull/up pull down	Max Speed	User Label
					Very High *	
GPIO	PE3	GPIO_Input	Input mode	Pull-up *	n/a	KEY1
	PE4	GPIO_Input	Input mode	Pull-up *	n/a	KEY0
	PA0-WKUP	GPIO_Input	Input mode	Pull-down *	n/a	WK_UP
	PA6	GPIO_Output	Output Push Pull	No pull-up and no pull-down	Low	
	PA7	GPIO_Output	Output Push Pull	No pull-up and no pull-down	Low	
	PB1	GPIO_Output	Output Push Pull	No pull-up and no pull-down	Low	LCD_BL

8.2. DMA configuration

nothing configured in DMA service

8.3. NVIC configuration

8.3.1. NVIC

Interrupt Table	Enable	Preenmption Priority	SubPriority
Non maskable interrupt	true	0	0
Hard fault interrupt	true	0	0
Memory management fault	true	0	0
Pre-fetch fault, memory access fault	true	0	0
Undefined instruction or illegal state	true	0	0
System service call via SWI instruction	true	0	0
Debug monitor	true	0	0
Pendable request for system service	true	0	0
System tick timer	true	0	0
TIM6 global interrupt, DAC1 and DAC2 underrun error interrupts	true	0	0
PVD interrupt through EXTI line 16	unused		
Flash global interrupt	unused		
RCC global interrupt	unused		
USART1 global interrupt	unused		
FPU global interrupt	unused		

8.3.2. NVIC Code generation

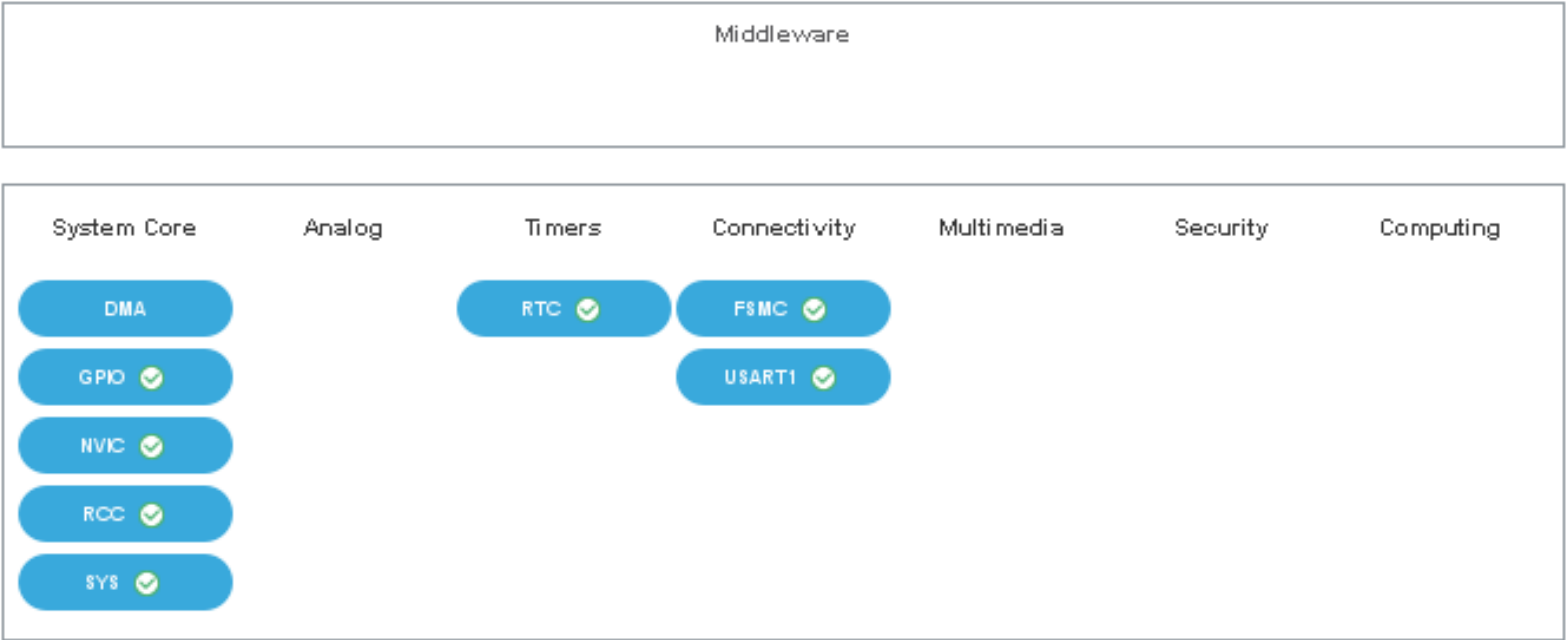
Enabled interrupt Table	Select for init sequence ordering	Generate IRQ handler	Call HAL handler
Non maskable interrupt	false	true	false
Hard fault interrupt	false	true	false
Memory management fault	false	true	false
Pre-fetch fault, memory access fault	false	true	false
Undefined instruction or illegal state	false	true	false
System service call via SWI instruction	false	true	false
Debug monitor	false	true	false
Pendable request for system service	false	true	false
System tick timer	false	true	true
TIM6 global interrupt, DAC1 and DAC2 underrun error interrupts	false	true	true

* User modified value

9. System Views

9.1. Category view

9.1.1. Current



10. Docs & Resources

Type	Link
Datasheet	http://www.st.com/resource/en/datasheet/DM00037051.pdf
Reference manual	http://www.st.com/resource/en/reference_manual/DM00031020.pdf
Programming manual	http://www.st.com/resource/en/programming_manual/DM00046982.pdf
Errata sheet	http://www.st.com/resource/en/errata_sheet/DM00037591.pdf
Application note	http://www.st.com/resource/en/application_note/CD00167594.pdf
Application note	http://www.st.com/resource/en/application_note/CD00211314.pdf
Application note	http://www.st.com/resource/en/application_note/CD00249778.pdf
Application note	http://www.st.com/resource/en/application_note/CD00259245.pdf
Application note	http://www.st.com/resource/en/application_note/CD00264321.pdf
Application note	http://www.st.com/resource/en/application_note/CD00264342.pdf
Application note	http://www.st.com/resource/en/application_note/CD00264379.pdf
Application note	http://www.st.com/resource/en/application_note/DM00024853.pdf
Application note	http://www.st.com/resource/en/application_note/DM00025071.pdf
Application note	http://www.st.com/resource/en/application_note/DM00040802.pdf
Application note	http://www.st.com/resource/en/application_note/DM00040808.pdf
Application note	http://www.st.com/resource/en/application_note/DM00042534.pdf
Application note	http://www.st.com/resource/en/application_note/DM00046011.pdf
Application note	http://www.st.com/resource/en/application_note/DM00050879.pdf
Application note	http://www.st.com/resource/en/application_note/DM00072315.pdf
Application note	http://www.st.com/resource/en/application_note/DM00073742.pdf
Application note	http://www.st.com/resource/en/application_note/DM00073853.pdf
Application note	http://www.st.com/resource/en/application_note/DM00080497.pdf
Application note	http://www.st.com/resource/en/application_note/DM00081379.pdf
Application note	http://www.st.com/resource/en/application_note/DM00115714.pdf
Application note	http://www.st.com/resource/en/application_note/DM00123028.pdf

Application note http://www.st.com/resource/en/application_note/DM00129215.pdf

Application note http://www.st.com/resource/en/application_note/DM00154959.pdf

Application note http://www.st.com/resource/en/application_note/DM00160482.pdf

Application note http://www.st.com/resource/en/application_note/DM00213525.pdf

Application note http://www.st.com/resource/en/application_note/DM00220769.pdf

Application note http://www.st.com/resource/en/application_note/DM00226326.pdf

Application note http://www.st.com/resource/en/application_note/DM00236305.pdf

Application note http://www.st.com/resource/en/application_note/DM00257177.pdf

Application note http://www.st.com/resource/en/application_note/DM00263732.pdf

Application note http://www.st.com/resource/en/application_note/DM00272912.pdf

Application note http://www.st.com/resource/en/application_note/DM00281138.pdf

Application note http://www.st.com/resource/en/application_note/DM00296349.pdf

Application note http://www.st.com/resource/en/application_note/DM00315319.pdf

Application note http://www.st.com/resource/en/application_note/DM00327191.pdf

Application note http://www.st.com/resource/en/application_note/DM00354244.pdf

Application note http://www.st.com/resource/en/application_note/DM00373474.pdf

Application note http://www.st.com/resource/en/application_note/DM00380469.pdf

Application note http://www.st.com/resource/en/application_note/DM00395696.pdf

Application note http://www.st.com/resource/en/application_note/DM00431633.pdf

Application note http://www.st.com/resource/en/application_note/DM00493651.pdf

Application note http://www.st.com/resource/en/application_note/DM00536349.pdf

Application note http://www.st.com/resource/en/application_note/DM00725181.pdf