

MIT515, MIT525, MIT1025, MIT1525

5 kV, 10 kV, 15 kV DC Insulation resistance testers



- **Measures up to 30 TΩ**
- **Safety rated up to CAT IV 1000 V to 3000 m**
- **Unique dual-case design - additional user protection**
- **Operates from battery or AC mains supply**
- **Rapid charge Li-ion battery**
- **Advanced memory with time/date stamp**

DESCRIPTION

Megger's new range of DC insulation testers MIT515, MIT525, MIT1025 and MIT1525 are targeted at original equipment manufacturers and industrial companies. The top of the range MIT1525 performs insulation resistance tests up to 15 kV with a 30 TΩ maximum resistance and an accuracy of $\pm 5\%$ from 1 MΩ up to 3 TΩ. The MIT515 offers IR, DAR and PI functions but has no memory functionality. MIT525, MIT1025 and MIT1525 have a full suite of test modes as well as on-board memory and the ability to stream data/download data to a PC/laptop. Instrument productivity is a focus of the new MIT range which offers rapid charge batteries and operation from an AC source if the batteries are flat. Rapid charge batteries enable > 60 minutes testing after a 30 minute charge.

MIT515: 5 kV IRT with PI and DAR but no memory

MIT525: 5 kV IRT with all test modes including a ramp test plus advanced memory functions with recall to screen, RTC for time/date stamp of results and USB cable interface to PC/PowerDB

MIT1025: 10 kV IRT with all test modes including a ramp test plus advanced memory functions with recall to screen, RTC for time/date stamp of results and USB cable interface to PC/PowerDB

MIT1525: 15 kV IRT with all test modes including a ramp test plus advanced memory functions with recall to screen, RTC for time/date stamp of results and USB cable interface to PC/PowerDB




Safety rating is not compromised on the MIT range with all terminals safety rated to CAT IV 600 V to 3000 m (5 kV, 10 kV) or CAT IV 1000 V to 3000 m (15 kV). A range of 5 kV and 10 kV test leads are available plus dedicated 15 kV test leads which are double insulated with clips designed for 15 kV creepage paths. The 15 kV leads are

supplied in a holdall. Suitably rated HV gloves and other personal protection equipment are required to be worn when testing.

The MIT range share dual case design which includes a tough outer case to protect the tester from knocks/drops and an inner fire retardant case. The IP rating is IP 65 case closed eliminating moisture and dust ingress.

An intuitive user interface ensures no lost time remembering how to use the tester. Simplicity of operation is achieved with two rotary switches and the large backlight display which enables multiple results to be displayed simultaneously. A graphical quick start guide is provided inside the lid to assist first time users.

Five preset voltage ranges are provided in insulation test mode, plus a user settable lock voltage range. Preconfigured diagnostic tests include Polarisation Index (PI), Dielectric Absorption Ratio (DAR), dielectric discharge (DD), Stepped Voltage (SV) and ramp test. Advanced memory storage includes time/date stamping of results, logging of data and recall of results to screen. A fully isolated USB interface is used for safe transfer of data to Megger's asset management software; PowerDB Pro, Advanced and Lite packages.

Test leads are double insulated  with clamps rated at 3 kV  equivalent to 6 kV single insulation for the medium clip leadset and 5 kV  equivalent to 10 kV single insulation for the large clip. The 15k V leadset is insulated to 15 kV.

Advanced memory storage includes time/date stamping of results, logging of data and recall of results to screen. A fully isolated USB

device interface (type B) is used for safe transfer of data to Megger's PowerDB / Pro, Advanced and Lite asset management software. (MIT525, MIT1025 and MIT1525 only)

APPLICATION

The Insulation Resistance (IR) test is a quantitative test which indicates the effectiveness of a product's electrical insulation. Applications include cables, transformers, motors/generators, circuit breakers and bushings. Common insulation tests are the "spot test", a 1 minute IR test and a 10 minute Polarisation Index (PI) test, where PI is the ratio R_{10min} / R_{1min} and is temperature independent.

FEATURES AND BENEFITS

- Insulation resistance up to 30 TΩ @ 15 kV, 20 TΩ @ 10 kV, 10 TΩ @ 5 kV
- IR, Timed IR, DAR, PI, DD, SV and ramp diagnostic tests
- High current – 3 mA short circuit current
- High noise immunity – 3 mA (5 kV and 10 kV) 6 mA (15 kV) of noise rejection
- Li-ion battery – up to 6 hrs continuous testing @ 5 kV with a 100M load, battery meets IEC 2133
- Safety rating: CAT IV 600 V to 3000 m (5 kV, 10 kV) CAT IV 1000 V to 3000 m (15 kV)
- Large LCD display with backlight
- Dedicated voltmeter function (30 V to 660 V)
- Advanced memory, on screen recall and real time clock for date/time stamped results (MIT525, MIT1025 and MIT1525 only)
- Download of on-board results via USB interface (MIT525, MIT1025 and MIT1525 only)
- Recorded temperature (measured by independent instruments) can be saved with test result (MIT525, MIT1025 and MIT1525 only)
- PowerDB Lite asset management software supplied (MIT525, MIT1025 and MIT1525 only)
- MIT515, MIT525 and MIT1025 safety rated at CAT IV 600 V (maintained to 3000 m altitude)
- MIT1525 safety rated at CAT IV 1000 V (maintained to 3000 m altitude)



SPECIFICATIONS

AC voltage (auto-ranging) **5 kV, 10 kV:** 90-264 V rms, 47-63 Hz 100 VA
15 kV: 90-264 V rms, 47-63 Hz 200 VA

Battery charge time 2.5 hours deep discharge, 2 hours normal discharge

Battery life

11.1 V, 5.2Ah Li-ion batteries, meet IEC 62133:2003, MIT1525 has 2 battery packs

Battery life MIT515, MIT525: 6 hours (typical) continuous testing at 5 kV with a 100 MΩ load

Battery life MIT1025: 4.5 hours (typical) continuous testing at 10 kV with a 100 MΩ load

Battery life MIT1525: 4.5 hours (typical) continuous testing at 15 kV with a 100 MΩ load

Test voltage

MIT515, MIT525: 250 V, 500 V, 1000 V, 2500 V, 5000 V, V_{GH}

MIT1025: 500 V, 1000 V, 2500 V, 5000 V, 10000 V, V_{GH}

MIT1525: 1000 V, 2500 V, 5000 V, 10000 V, 15000 V, V_{GH}

Lock test voltage 100 V_{GH} to 1 kV in 10 V steps, 1 kV to 5 kV in 25 V steps, 5 kV to 15 kV in 25 V steps

Test voltage accuracy +4%, -0%, ±10 V nominal test voltage at 1 GΩ load (0°C to 30°C)

Resistance range 10 kΩ to 15 TΩ @ 5 kV, 10 kΩ to 20 TΩ @ 10 kV, 10 kΩ to 30 TΩ @ 15 kV

Accuracy

MIT515, MIT525 accuracy (23 °C)

	5000 V	2500 V	1000 V	500 V	250 V
±5% from 1MΩ to					
1 TΩ	500 GΩ	200 GΩ	100 GΩ	50 GΩ	
±20% from 1MΩ to					
10 TΩ	5 TΩ	2 TΩ	1 TΩ	500 GΩ	

MIT1025 accuracy (23 °C)

	10 kV	5000 V	2500 V	1000 V	500 V
±5% from 1MΩ to					
2 TΩ	1 TΩ	500 GΩ	200 GΩ	100 GΩ	
±20% from 1MΩ to					
20 TΩ	10 TΩ	5 TΩ	2 TΩ	1 TΩ	

MIT1525 accuracy (23 °C)

	15 kV	10 kV	5000 V	2500 V	1000 V
±5% from 1MΩ to					
3 TΩ	2 TΩ	1 TΩ	500 GΩ	200 GΩ	
±20% from 1MΩ to					
30 TΩ	20 TΩ	10 TΩ	5 TΩ	2 TΩ	

Guard terminal performance Guards out parallel leakage resistance down to 250 kΩ with a maximum additional resistance error of 1% with a 100 MΩ load

Display **Analogue:** 100 kΩ to 10 TΩ
Digital: 10 kΩ to max a above

Short circuit/charge current 3 mA @ 5 kV, 10 kV, 15 kV

Insulation test **Alarm:** 100 kΩ to 10 GΩ

Capacitor charge

MIT515, MIT525 <3 s/μF at 3 mA to 5 kV

MIT1025 <5 s/μF at 3 mA to 10 kV

MIT1525 <7.5 s/μF at 3 mA to 15 kV

Capacitor discharge

<120 ms/μF to discharge from
5000 V to 50 V (MIT515 and
MIT525)

<250 ms/μF to discharge from
10000 V to 50 V (MIT1025)

<3500 ms/μF to discharge from
15000 V to 50 V (MIT1525)

Capacitance range

**With test voltage set
above 500 V**

MIT515, MIT525 MIT1025:

10 nF to 25 μF

MIT1525:

10 nF to 50 μF

Capacitance measurement accuracy

±10% ±5 nF

Current range

0.01 nA to 6 mA

Current accuracy

±5% ±0.2 nA at all voltages
(23 °C)

Interference

MIT515, MIT525: 3 mA from 450 V to 5 kV

MIT1025: 3 mA from 960 V to 10 kV

MIT1525: 6 mA from 2100 V to 15 kV

Voltmeter range

30 V to 660 V ac or dc,
45Hz – 65Hz

Voltmeter accuracy

±3%, ±3V

Timer range

Up to 99 minutes 59 seconds,
15 second minimum setting

Memory capacity

5.5 hours logging @
5 sec intervals
(MIT525, MIT1025 and MIT1525
only)

Test modes

MIT515: IR, IR(t), DAR, PI
MIT525, MIT1025 and MIT1525:
IR, IR(t), DAR, PI, SV, DD, ramp
test

Interface

USB type B (device)
(MIT525, MIT1025 and MIT1525
only)

Real time output

1 Hz output readings (V, I, R)
(MIT525, MIT1025 and MIT1525
only)

ENVIRONMENTAL

Maximum altitude

3000 m (5 kV, 10 kV)

3000 m (15 kV)

Operating temperature range

-20 °C to 50 °C

Storage temperature range

-25 °C to 65 °C

Humidity

90% RH non-condensing at 40 °C

IP rating

IP65 (lid closed), IP40 (lid open)

SAFETY

MIT515, MIT525 MIT1025: CAT IV 600 V to 3000 m altitude

MIT1525: CAT IV 1000 V to 3000 m altitude

Meets the requirements of IEC 61010-1,

TEST LEADS SUPPLIED

The MIT515, MIT525, MIT1025 and the MIT1525 are all supplied with test leads that are compliant with the requirements of IEC61010-031:2008. The 5 kV models are supplied with one 3m lead-set with medium sized clips. The 10 kV models are supplied with two 3m lead-sets, one with medium sized clips and the other with large clips with insulation suited to 10 kV use and the 15 kV models supplied with a 3m lead-set, with large clips with insulation suited to 15 kV use.

These leads are designed based on Megger's extensive knowledge of insulation testing using the latest technology. The leads are in compliance with IEC61010-31:2008 which requires a fully insulated clip design.

MEDIUM INSULATED TEST CLIP 3 M X 3 LEADSET - 5 KV AND 10 KV

These test leads are supplied as standard on MIT515, MIT525 and the MIT1025.

These clips are designed for clamping on larger diameter test pieces but where space is at a premium.

The insulation is designed only to protect the user from the output of Megger 5 kV and 10 kV (set below 6 kV) insulation resistance testers. The clips cannot in any circumstance be relied on to protect the user from live ac systems above 600 V a.c., r.m.s. in an CAT IV environment.

Cable insulation rating: 12 kV dc (marked on cable)

Cable type: flexible
dual insulated silicon
(inner insulation layer
coloured white to
highlight damage)



TEST LEADS SUPPLIED CONT.

MEDIUM INSULATED TEST CLIP 3 M X 3 LEADSET - 15 KV

These test leads are supplied as an option on the MIT1525.

These clips are designed for clamping on larger diameter test pieces but where space is at a premium.

The insulation is designed only to protect the user from the output of Megger 15 kV (set below 6 kV) insulation resistance testers.

The clips cannot in any circumstance be relied on to protect the user from live ac systems above 1000 V a.c., r.m.s. in an CAT IV environment.



Cable insulation rating: 15 kV dc (marked on cable)

Cable type: flexible dual insulated silicon (inner insulation layer coloured white to highlight damage)

These test leads may also be supplied in none standard lengths to suit a particular application.

Please contact Megger for a quotation. Minimum order quantities may apply.

LARGE INSULATED TEST CLIP 3 M X 3 LEADSET

These test leads are supplied as standard on MIT1025 and MIT1525 Models (different leadset dependant on model)

These clips are designed for clamping on larger diameter test pieces. The insulation is designed only to protect the user from the output of Megger 5 kV, 10 kV and 15 kV insulation resistance testers.

The clips cannot in any circumstance be relied on to protect the user from live ac systems above 600 V a.c., r.m.s. in an CAT IV environment.



10 kV lead set

Cable insulation rating: 12 kV dc (marked on cable)

Cable type: flexible dual insulated silicon (inner insulation layer coloured white to highlight damage)



15 kV lead set

Cable insulation rating: 18 kV dc (marked on cable)

Cable type: flexible dual insulated silicon (inner insulation layer coloured white to highlight damage)

The design of the lead sets is intended to facilitate connection to a variety of de-energized systems for the purpose of making insulation resistance measurements. In all cases it is the responsibility of the user to employ safe working practices and verify that the system is safe before connection. Even isolated systems may exhibit significant capacitance which will become highly charged during the application of the insulation test. This

MIT515, MIT525, MIT1025, MIT1525 5 kV, 10 kV, 15 kV DC Insulation Resistance Testers

charge can be lethal and connections, including the leads and clips, should never be touched during the test. The system must be safely discharged before touching connections.


DESIGNED FOR EVERYDAY USE

Test leads are a key component of any precision instrument and that safety, long life, and the ability to provide reliable connections to a variety of test pieces found in everyday applications are of the utmost importance. Megger design test leads for both safety and practical operation.

LOCKING HV INSULATED PLUGS/NON-REMOVABLE TEST CLIPS

All Megger 5 kV, 10 kV and 15 kV insulation testing test leads are fitted with unique locking HV plugs and non-removable test clips. This reduces the likelihood of a plug or clip inadvertently losing electrical connection and the capacitance of a long cable remaining lethally charged.

With the arrows on the plug finger guard horizontal on the instrument as shown to lock. Twist 90° to unlock. In addition, for the same reason, the test clips are not removable from the test lead.



PRACTICAL INSULATION DESIGN


Moving jaw fingers maintain the clips touch proof safety when clip is closed but flex back to allow metal teeth of the clip to contact test piece unimpeded when in use.



Megger clip being tested with IEC standard test finger for creepage and clearance.

PRACTICAL JAW DESIGN

Curved jaws allow reliable connection around test pieces and flat jaw tips provide excellent connection and gripping of individual wires.



OPTIONAL TEST LEADS

MEDIUM AND LARGE TEST CLIPS

Test leads above with medium and large size insulated clips are available supplied as an option in 5m, 8m, 10m and 15m lengths. These are listed in the ordering information panel at the end of this data sheet. **These test leads may also be supplied in non-standard lengths to suit a particular application / requirement. Please contact Megger for a quotation, minimum order quantities may apply.**

Versions available for all MIT models

COMPACT TEST CLIP LEADS

These clips are designed for clamping on test pieces where access is limited. There is no insulation on these clips.

Extreme care must be taken to avoid electric shock when connecting/disconnecting due to the bare metallic clips.



Cable insulation rating: 12 kV dc (marked on cable)

Cable type: flexible

dual insulated silicon (inner insulation layer coloured white to highlight damage)

Fits: MIT515, MIT525 and MIT1025

COMPACT TEST CLIP WITH 5 OR 10 KV SCREENED CABLE

The clips are designed for clamping on test pieces where access is limited. There is no insulation on these clips. **Extreme care must be taken** to avoid electric shock when connecting/disconnecting due to the bare metallic clips.

The screened test lead set consists of:

- A black/negative test lead that has been screened.
- A red/positive test lead that is not screened.

Cable insulation rating: 5 kV or 10 kV dc

Cable type: flexible screened PVC

Note: Screened test leads are an important accessory for those working in high noise environments, and/or locations where test lead leakage could be a problem.

Fits: MIT515, MIT525 and MIT1025



LARGE TEST CLIP WITH 15 KV SCREENED CABLE

Relative motion between unshielded long leads for a D.C. test causes a variation in capacitance between them. This in turn causes very low frequency currents to flow, creating interference with the D.C. being measured. In addition induced current from nearby cables or radiated noise from corona around HV bushings can interfere with measurements causing unstable readings. This can be greatly reduced by using a screened lead set.

The screened test lead set consists of:

- A black/negative test lead that has been screened.
- A red/positive test lead that is not screened.

Cable insulation rating: 15 kV dc



Cable type: flexible screened PVC

Note: Screened test leads are an important accessory for those working in high noise environments, and/or locations where test lead leakage could be a problem.

Fits: MIT1525

CONTROL CIRCUIT TEST LEAD SETS

This probe and clip leadset is designed for testing low voltage circuits with test voltages up to 1 kV.

The insulation is designed only to protect the user from the output of Megger 5 kV, 10 kV and 15 kV insulation resistance testers set to a maximum output voltage of 1 kV. Do not use this leadset at voltages above 1 kV.



Cable insulation rating: 1 kV dc

FUSED TEST PROBE AND CLIP LEAD SET

This fused probe and clip leadset is designed for testing low voltage circuits with test voltages up to 1 kV. The leadset is GS38 compliant, fitted with FF500mA 50 kA fuses, which allows voltage measurements to be made in safety when using the user selectable voltage measuring range on the MIT515, MIT525, MIT1025 and MIT1525 instruments.



The insulation is designed only to protect the user from the output of Megger 5 kV and 10 kV insulation resistance testers set to a maximum output voltage of 1 kV. Do not use this leadset at voltages above 1 kV.

Cable insulation rating: 1 kV

More detailed information can be found on the 5 kV, 10 kV and 15 kV insulation tester lead sets application note. This document can be downloaded from: www.megger.com

	MIT515	MIT525	MIT1025	MIT1525
Max. output voltage	5 kV	5 kV	10 kV	15 kV
Max. resistance	10 TΩ	10 TΩ	20 TΩ	30 TΩ
Accuracy from 1 MΩ to	±5% ≤ 1 TΩ ±20% to 10 TΩ	±5% ≤ 1 TΩ ±20% to 10 TΩ	±5% ≤ 2 TΩ ±20% to 20 TΩ	±5% ≤ 3 TΩ ±20% to 35 TΩ
Short circuit output current	3 mA	3 mA	3 mA	3 mA
Max. noise rejection	3 mA	3 mA	3 mA	6 mA
Four averaging filters				
Safety rating (to max. altitude	CAT IV 600 V	CAT IV 600 V	CAT IV 600 V	CAT IV 1000 V
Max. altitude	3000 m	3000 m	3000 m	3000 m
Battery charge	2.5 hrs	2.5 hrs	2.5 hrs	2.5 hrs
Battery life single chg	6 hrs	6 hrs	4.5 hrs	4.5 hrs
Remote Control via USB		*	*	*
USB interface		■	■	■
Bluetooth® memory download and live stream				
On-board memory		■	■	■
Temperature value stored		■	■	■
Humidity value stored		*	*	*
Time/Date stamped results		■	■	■
Compact / lightweight	4.5 kg	4.5 kg	4.5 kg	6.5 kg
Easy rotary switch operation	■	■	■	■
Digital/Analogue display	■	■	■	■
Display Backlight	■	■	■	■
Voltage output measurement	■	■	■	■
Dedicated voltmeter	■	■	■	■
Default voltmeter function	■	■	■	■

* Features available on S1 range only.

ORDERING INFORMATION			
Description	Order Code	Description	Order Code
MIT515-UK	1001-935	HV test leads sest (MIT515, MIT525, MIT1025 only)	
MIT515-US	1001-936	* These test leads may also be supplied in non-standard lengths to suit a particular application / requirement. Please contact Megger for a quotation, minimum order quantities may apply.	
MIT515-EU	1001-937	3 x 5 m with large insulated clips	1002-645
MIT515-AU	1001-938	3 x 8 with large insulated clips	1002-646
MIT525-UK	1001-939	3 x 10 m with large insulated clips	1002-647
MIT525-US	1001-940	3 x 15 m with large insulated clips	1002-648
MIT525-EU	1001-941	3 x 5 m with medium insulated clips	1002-641
MIT525-AU	1001-942	3 x 8 m with medium insulated clips	1002-642
MIT1025-UK	1001-943	3 x 10 m with medium insulated clips	1002-643
MIT1025-US	1001-944	3 x 15 m with medium insulated clips	1002-644
MIT1025-EU	1001-945	COMPACT, BARE TEST CLIP: Lead length: 3 m	8101-181
MIT1025-AU	1001-946	COMPACT, BARE TEST CLIP: Lead length: 5 m	8101-182
MIT1525 UK	1002-907	COMPACT, BARE TEST CLIP: Lead length: 15 m	8101-183
MIT1525 US	1002-909	HV test lead sets (MIT1525 only)	
MIT1525 EU	1002-908	5 m lead set, large size insulated clips (3 x leads)	1005-259
MIT1525 AU	1002-910	10 m lead set, large size insulated clips (3 x leads)	1005-260
Included Accessories		15 m lead set, large size insulated clips (3 x leads)	1005-261
Power lead		3 m lead set, medium size insulated clips (3 x leads)	1005-262
USB cable		10 m lead set, medium size insulated clips (3 x leads)	1005-263
PowerDB Lite software		Screened - HV test lead sets	
Product information CD		(MIT515, MIT525, MIT1025 only)	
Included accessories (5 kV, 10 kV, 15kV)		1 x 3 m, with 5 kV screened un-insulated small clips	6220-835
3 m lead set, medium size insulated clips (MIT515 and MIT525 only)	1002-531	1 x 15 m, with 5 kV screened un-insulated small clips	6311-080
3 m leadset x 3, large insulated clips (MIT1025 only)	1002-534	3 m, 10 kV screened un-insulated small clips	6220-834
3m leadset x 3, large 15 kV insulated clips (MIT1525 only)	1002-949	10 m, 10 kV screened un-insulated small clips	6220-861
Optional Accessories 1 kV test lead sets (MIT515, MIT525, MIT1025 only)		15 m, 10 kV screened un-insulated small clips	6220-833
Fused test probe and clip lead set	1002-913	Screened HV test lead sets (MIT1525 only)	
CONTROL CIRCUIT TEST SET	6220-822	3 m, 15 kV screened, large size insulated clips, supplied in carry holdall	1005-266
Optional accessories – 1 kV test lead sets (MIT1525 only)		10 m, 15 kV screened, large size insulated clips, supplied in carry holdall	1005-267
Fused test lead set with probes and clips (2 x leads, 1.25m)	1005-265	15 m, 15 kV screened, large size insulated clips, supplied in carry holdall	1005-268
Control circuit test lead set (2 x leads, 3m)	1005-264	20 m, 15 kV screened, large size insulated clips, supplied in carry holdall	1005-269
		Other	
		CB101; 5 kV Calibration Box	6311-077
		Calibration certificate - CB101	1000-113
		UKAS calibration certificate CB101	1000-047